

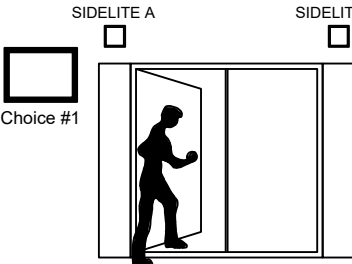
Name: _____

Estimate Number: _____

Job Number: _____

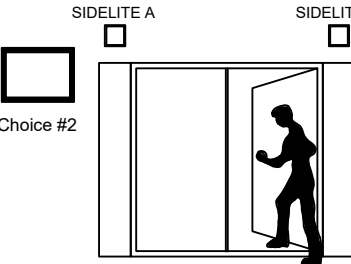
Pre- Hanging for Double Doors with Sidelites

STAND FROM THE OUTSIDE OR KEY SIDE



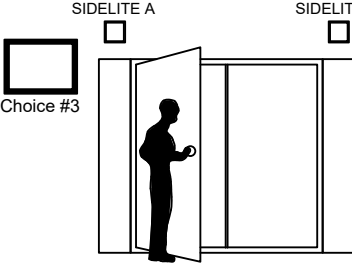
Choice #1

Left Hand Active (LH-A)



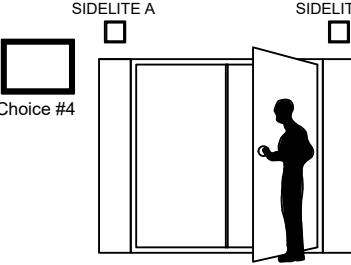
Choice #2

Right Hand Active (RH-A)



Choice #3

Right Hand Outswing Active (LHR-A)



Choice #4

Left Hand Outswing Active (RHR-A)

SIDELITE A Operable Sidelite (Add \$100 to Price) Non Operable Sidelite

SIDELITE B Operable Sidelite (Add \$100 to Price) Non Operable Sidelite

JAMB WIDTH

4-9/16"

4-3/4"

5-1/4"

6-5/8"

7-1/4"

Custom Size:..... (Additional Cost)

JAMB WOOD SPECIES

Mahogany

Knotty Alder

Paint Grade

Douglas Fir

.....

BORE

Single

Double

No Bore

Mortise Prep. (Add \$175 to Price)

●Dead Bolt Prep-Not performed on jamba due to variances of deadbolt sizes.
●Double Bore Prep is only performed on the active door.
●Standard Cylinder Bore = 2-1/8"
●Backset= 2-3/8"

KERF FOR DRY WALL

Both Sides (Add \$24 to Price)

Inside Only (Add \$15 to Price)

HINGE COLOR

Bronze (US10B)

Satin Nickel (US15)

Brass (US3)

.....

THRESHOLD*

Bronze (US10B)

Satin Nickel (US15)

Brass (US3)

Ada Sill (Only Bronze)

Oak

DOOR SHOE*

Bronze (US10B)

Satin Nickel (US15)

Brass (US3)

*DOOR SHOE AND THRESHOLD ARE BEING USED ONLY FOR EXTERIOR DOORS.

Door Style: _____ Qty: _____ Size: _____

Sidelite Style: _____ Qty: _____ Size: _____

Glass Type for Door: _____

Glass Type for Sidelite: _____

INTERIOR DOOR <input type="checkbox"/> Mark for Interior			EXTERIOR DOOR <input type="checkbox"/> Mark for Exterior		
DOOR HEIGHT	UNIT SIZE (Door height +1 1/4")	ROUGH OPENING SIZE (Unit size +1/2")	DOOR HEIGHT	UNIT SIZE (Door height +1 1/2")	ROUGH OPENING SIZE (Unit size +1/2")
<input type="checkbox"/> 80"	<input type="checkbox"/> 81-1/4"	<input type="checkbox"/> 81-3/4"	<input type="checkbox"/> 80"	<input type="checkbox"/> 81-1/2"	<input type="checkbox"/> 82"
<input type="checkbox"/> 84"	<input type="checkbox"/> 85-1/4"	<input type="checkbox"/> 85-3/4"	<input type="checkbox"/> 84"	<input type="checkbox"/> 85-1/2"	<input type="checkbox"/> 86"
<input type="checkbox"/> 96"	<input type="checkbox"/> 97-1/4"	<input type="checkbox"/> 97-3/4"	<input type="checkbox"/> 96"	<input type="checkbox"/> 97-1/2"	<input type="checkbox"/> 98"
<input type="checkbox"/> 108"	<input type="checkbox"/> 109-1/4"	<input type="checkbox"/> 109-3/4"	<input type="checkbox"/> 108"	<input type="checkbox"/> 109-1/2"	<input type="checkbox"/> 110"
<input type="checkbox"/> 120"	<input type="checkbox"/> 121-1/4"	<input type="checkbox"/> 121-3/4"	<input type="checkbox"/> 120"	<input type="checkbox"/> 121-1/2"	<input type="checkbox"/> 122"
<input type="checkbox"/>	<input type="checkbox"/>	<input type="checkbox"/>	<input type="checkbox"/>	<input type="checkbox"/>	<input type="checkbox"/>

Read, Understood and Agreed. x _____
Signature

Date: ____/____/____